

Soluble cobalt (II) and salts: Human health tier II assessment

27 November 2014

- Chemicals in this assessment
- Preface
- Grouping Rationale
- Import, Manufacture and Use
- Restrictions
- Existing Worker Health and Safety Controls
- Health Hazard Information
- Risk Characterisation
- NICNAS Recommendation
- References



Chemicals in this assessment

Chemical Name in the Inventory	CAS Number
Acetic acid, cobalt(2+) salt	71-48-7
Propanoic acid, cobalt(2+) salt	1560-69-6
Thiocyanic acid, cobalt(2+) salt	3017-60-5
Acetic acid, cobalt salt	5931-89-5
Acetic acid, cobalt(2+) salt, tetrahydrate	6147-53-1
Cobalt bromide (CoBr₂)	7789-43-7
Sulfuric acid, cobalt(2+) salt (1:1), heptahydrate	10026-24-1
Sulfuric acid, cobalt(2+) salt (1:1)	10124-43-3
Sulfuric acid, ammonium cobalt(2+) salt (2:2:1), hexahydrate	13586-38-4
Sulfuric acid, ammonium cobalt(2+) salt (2:2:1)	13596-46-8

Chemical Name in the Inventory	CAS Number
Sulfamic acid, cobalt(2+) salt (2:1)	14017-41-5
Sulfuric acid, cobalt salt, hydrate	65492-00-4

Preface

This assessment was carried out by staff of the National Industrial Chemicals Notification and Assessment Scheme (NICNAS) using the Inventory Multi-tiered Assessment and Prioritisation (IMAP) framework.

The IMAP framework addresses the human health and environmental impacts of previously unassessed industrial chemicals listed on the Australian Inventory of Chemical Substances (the Inventory).

The framework was developed with significant input from stakeholders and provides a more rapid, flexible and transparent approach for the assessment of chemicals listed on the Inventory.

Stage One of the implementation of this framework, which lasted four years from 1 July 2012, examined 3000 chemicals meeting characteristics identified by stakeholders as needing priority assessment. This included chemicals for which NICNAS already held exposure information, chemicals identified as a concern or for which regulatory action had been taken overseas, and chemicals detected in international studies analysing chemicals present in babies' umbilical cord blood.

Stage Two of IMAP began in July 2016. We are continuing to assess chemicals on the Inventory, including chemicals identified as a concern for which action has been taken overseas and chemicals that can be rapidly identified and assessed by using Stage One information. We are also continuing to publish information for chemicals on the Inventory that pose a low risk to human health or the environment or both. This work provides efficiencies and enables us to identify higher risk chemicals requiring assessment.

The IMAP framework is a science and risk-based model designed to align the assessment effort with the human health and environmental impacts of chemicals. It has three tiers of assessment, with the assessment effort increasing with each tier. The Tier I assessment is a high throughput approach using tabulated electronic data. The Tier II assessment is an evaluation of risk on a substance-by-substance or chemical category-by-category basis. Tier III assessments are conducted to address specific concerns that could not be resolved during the Tier II assessment.

These assessments are carried out by staff employed by the Australian Government Department of Health and the Australian Government Department of the Environment and Energy. The human health and environment risk assessments are conducted and published separately, using information available at the time, and may be undertaken at different tiers.

This chemical or group of chemicals are being assessed at Tier II because the Tier I assessment indicated that it needed further investigation.

For more detail on this program please visit: www.nicnas.gov.au

Disclaimer

NICNAS has made every effort to assure the quality of information available in this report. However, before relying on it for a specific purpose, users should obtain advice relevant to their particular circumstances. This report has been prepared by NICNAS using a range of sources, including information from databases maintained by third parties, which include data supplied by industry. NICNAS has not verified and cannot guarantee the correctness of all information obtained from those databases. Reproduction or further distribution of this information may be subject to copyright protection. Use of this information without obtaining the permission from the owner(s) of the respective information might violate the rights of the owner. NICNAS does not take any responsibility whatsoever for any copyright or other infringements that may be caused by using this information.

ACRONYMS & ABBREVIATIONS

Grouping Rationale

The chemicals in this group contain soluble cobalt compounds. Upon dissolution, the Co^{2+} cation is considered to be the moiety responsible for systemic toxicity. Local toxicity is expected to result from the combination of released ions (i.e. both the Co^{2+} cation and the anion) on exposure to lungs or skin (ATSDR, 2004; IARC 2006). Stopford et al., (2003) has highlighted the importance of the bioaccessibility of cobalt ions in different biological fluids (e.g. gastric fluid, interstitial fluid and lysosomal fluid). This group of cobalt chemicals are considered to have similar bioaccessibility and bioavailability; that is, these cobalt chemicals release the Co^{2+} ion into biological fluids at similar rates (Stopford et al., 2003; CoRC, 2014a; CoRC, 2014b; CoRC, 2014c) and, therefore, can be assessed collectively.

Considering that sulfuric acid, cobalt(2+) salt (1:1) (cobalt sulfate—CAS No. 10124-43-3) has similar bioaccessibility and bioavailability in biological fluids to chemicals in this group, data available for cobalt sulfate can be 'read across' when data are lacking for the chemicals in this group. Cobalt chloride (CAS No. 7646-79-9) was not included as a member of this group due to more severe eye irritation (local toxicity) compared with members of this group. However, considering the very similar bioaccessibility and bioavailability in biological fluids to cobalt sulfate, cobalt chloride was used as an analogue chemical to assess the systemic hazards of chemicals in this group where there are data gaps, by reading across according to the principles of the OECD (2007).

Import, Manufacture and Use

Australian

The total volume introduced into Australia, reported under previous mandatory calls for information, was less than 1000 tonnes for sulfuric acid, cobalt(2+) salt (1:1), heptahydrate (cobalt sulfate heptahydrate; CAS No. 10026-24-1). Volume data for other chemicals in this group were not available.

No specific Australian use information has been identified.

International

The following international uses have been identified through European Union Registration, Evaluation and Authorisation of Chemicals (REACH) dossiers; Galleria Chemica; and eChemPortal: OECD High Production Volume chemical program—OECD HPV, the US Environmental Protection Agency's Aggregated Computer Toxicology Resource (ACToR), and the US Household Products Database, US Department of Health and Human Services; and the US National Library of Medicine's Hazardous Substances Data Bank (HSDB).

Acetic acid, cobalt (2+) salt (cobalt acetate; CAS No. 71-48-7) has reported domestic use as a component of a chimney cleaner.

The majority of chemicals in this group have reported commercial use including:

- as a corrosion inhibitor and anti-scaling agent;
- as chemical intermediates;
- in metal surface treatments (e.g. galvanising and electroplating);
- as intermediates and colouring agents in textile dyes, inorganic pigments, frits, ceramic ware and glass; and
- as catalysts for oxidation.

Some chemicals in this group have reported commercial use including being used as a humidity indicator—cobalt bromide (CAS No. 7789-43-7) and cobalt thiocyanate (CAS No. 3017-60-5).

Some chemicals in this group have reported site-limited use including as:

- laboratory reagents; and
- an intermediate for manufacturing computer, electronic and optical equipment, electrical batteries and accumulators—cobalt sulfate heptahydrate (CAS No. 10026-24-1).

The following non-industrial uses have been identified for cobalt sulfate heptahydrate (CAS No. 10026-24-1) and cobalt sulfate (CAS No. 10124-43-3):

- as fertilisers; and
- as animal food additives.

Restrictions

Australian

Cobalt and its compounds are listed in Schedule 10 (prohibited carcinogens, restricted carcinogens and restricted hazardous chemicals) of the Work Health and Safety Regulations (WHS, 2014) for restricted use in abrasive blasting at a concentration of greater than 0.1 % cobalt.

International

The chemicals cobalt acetate (CAS No. 71-48-7) and cobalt sulfate (CAS No. 10124-43-3) are listed in the EU Cosmetics Regulation 1223/2009 Annex II—List of substances prohibited in cosmetic products (Galleria Chemica).

The chemical cobalt sulfate (CAS No. 10124-43-3) is also listed on the following (Galleria Chemica):

- New Zealand Cosmetic Products Group Standard—Schedule 4: Components cosmetic products must not contain; and
- ASEAN Cosmetic Directive Annex II Part 1. List of substances which must not form part of the composition of cosmetic products.

The chemical cobalt sulphate (CAS No. 10124-43-3) is also restricted by Annex XVII to REACH Regulation (EU) No. 109/2012. The chemical cannot be placed on the market or used in substances, as constituents of other substances, or in mixtures for supply to the general public in individual concentration ≥ 0.01 %. This concentration is the percentage by weight of the metallic element calculated with reference to the total weight of the mixture. This concentration is the percentage by weight of the metallic element calculated with reference to the total weight of the mixture.

Existing Worker Health and Safety Controls

Hazard Classification

The following chemicals are classified as hazardous, with the following risk phrases for human health in the Hazardous Substances Information System (HSIS) (Safe Work Australia):

Cobalt acetate (CAS No. 71-48-7)

Carc. Cat. 2; R49 (Carcinogenicity)

Muta. Cat. 3; R68 (Genotoxicity)

Repr. Cat. 2; R60 (Reproductive toxicity)

R42/43 (Sensitisation)

Cobalt sulfate (CAS No. 10124-43-3)

Carc. Cat. 2; R49 (Carcinogenicity)

Muta. Cat. 3; R68 (Genotoxicity)

Repr. Cat. 2; R60 (Reproductive toxicity)

Xn; R22 (Acute toxicity)

R42/43 (Sensitisation)

Exposure Standards

Australian

No specific exposure standards are available for soluble cobalt compounds within this group.

International

The following exposure standards are identified (Galleria Chemica).

Some chemicals in this group have exposure limits (TWA) of 0.01–0.1 mg/m³ in different countries such as USA (Washington), Canada (Alberta), Denmark and Ireland.

Health Hazard Information

Toxicokinetics

The chemicals within this group are all soluble in water and are highly bioavailable (IARC, 1997; Stopford et al., 2003; Government of Canada, 2010; CoRC, 2014a; CoRC, 2014b; CoRC, 2014c). Studies have demonstrated that cobalt sulfate heptahydrate (CAS No. 10026-24-1) is almost completely dissolved in simulated human body fluids including artificial gastric juice (pH 1.5)—100 %, artificial interstitial fluid (pH 7.4)—82.8 %, artificial alveolar fluid (pH 7.4)—100 %, and artificial lysosomal fluid (pH 4.5–5.0)—100 % (Stopford et al., 2003).

Oral administration of soluble cobalt salts leads to nearly complete dissociation into the Co²⁺ ion and the anion component. The amount of cobalt absorption in humans varies from 3–97 % depending on the type and dose of the cobalt compound given (Leggett, 2008). Women, as well as individuals with iron deficiencies, have increased cobalt absorption (ATSDR, 2004; IPCS, 2006).

Dermal absorption of cobalt has been demonstrated to be relatively low in volunteers. In this study, urinary cobalt was increased by an order of magnitude and remained at an elevated level 48–60 hours after exposure (Leggett, 2008). In an in vitro study, percutaneous absorption of soluble cobalt through human skin was 1.08 % of 100 mg/mL cobalt chloride hexahydrate (CAS No. 7791-13-1) (CDI, 2014). Absorption through intact skin of guinea pigs was very low (<1 %) while absorption through abraded skin was almost 80 % after a three-hour exposure (ATSDR, 2004).

Absorption following inhalation exposure to cobalt depends on the particle size. Particles larger than 2 µm are deposited in the upper respiratory tract, whereas smaller particles are deposited into the lower respiratory tract. Larger particles can be absorbed into the blood after dissolution or can be moved into the gastrointestinal tract by mucociliary action. Smaller particles are either dissolved or phagocytised by macrophages (ATSDR, 2004).

Once absorbed, the cobalt ion is widely distributed in the body, including the skeleton, with the highest concentration found in the liver and kidney. After inhalation exposure, although there is a high initial excretion in faeces, the primary route of elimination is via the kidneys in urine (IPCS, 2006). Urinary excretion of cobalt from workers under experimental conditions was multiphased: an initial rapid elimination ($T_{1/2} = 44$ hours), a second slower elimination ($T_{1/2} = 10$ days) and a third long-term retention ($T_{1/2}$ in the order of years) (Leggett, 2008). The estimated long-term half life of cobalt after oral intake by a female volunteer was 625 days (Leggett, 2008). Faecal elimination is the primary route of elimination after oral exposure. Faecal elimination varies from 3–99 % in individuals, depending on the dose, form and nutritional status of the individual (IPCS, 2006). Although the liver and kidneys had the highest initial cobalt concentrations after exposure, concentrations were considered low at 100 days. One study demonstrated that cobalt sulfate (CAS No. 10124-43-3) administered orally results in a dose-dependent increase in cobalt levels in foetal blood and amniotic fluid (ATSDR, 2004).

Acute Toxicity

Oral

Cobalt sulfate (CAS No. 10124-43-3) is classified as hazardous with the risk phrase 'Harmful if swallowed' (Xn; R22) in HSIS (Safe Work Australia). The available data support the extension of this classification to other chemicals in this group.

Cobalt acetate (CAS No. 71-48-7), cobalt bromide (CAS No. 7789-43-7), and cobalt sulfate heptahydrate (CAS No. 10026-24-1) had moderate acute toxicity in male and female Wistar rats following oral exposure. The median lethal dose (LD50) values in rats for these chemicals are 406 to 768 mg/kg bw.

Male and female Wistar rats were administered each of the different cobalt compounds by oral gavage. The LD50 value was calculated to be 503, 406 and 768 mg/kg bw for cobalt acetate (CAS No. 71-48-7), cobalt bromide (CAS No. 7789-43-7) and cobalt sulfate heptahydrate (CAS No. 10026-24-1), respectively. Reported signs of toxicity included sedation and diarrhoea at the highest dose levels of all cobalt compounds. Rats administered cobalt sulfate heptahydrate (CAS No. 10026-24-1) displayed tremors and convulsions prior to death. Respiratory disturbances were observed in rats administered cobalt acetate (CAS No. 71-48-7) (Speijers et al., 1982).

Dermal

No data are available.

Given that the toxicokinetics data show low dermal absorption (ATSDR, 2004; Leggett, 2008; CDI, 2014), acute toxicity through the dermal route is not expected.

Inhalation

No data are available on chemicals in this group. Considering the physical properties of the chemicals in this group, the compounds are not able to be created into an inhalable atmosphere at high concentrations and testing is technically not feasible (CDI, 2014).

Observation in humans

Human data are available for the analogue chemical cobalt chloride, which was established to be a suitable analogue (See **Category justification**)

The death of a 19-month-old male child was reported 6.5 hours after he swallowed an unknown amount of cobalt chloride solution, despite repeated induced vomiting and supporting therapy. Toxic effects included pale-blue colouration, with oedematous lips and tongue, and respiratory distress. Cardiac arrest and death occurred 6.5 hours after ingestion. Autopsy

revealed a blistered oesophageal mucosa and partially necrotic gastric mucosa, suggesting that the solution was highly concentrated and corrosive (UK PID, 1998; ATSDR, 2004).

Corrosion / Irritation

Skin Irritation

On the weight of evidence, chemicals in this group are not considered to be skin irritants. Three of the chemicals in this group were tested in accordance with OECD Test Guidelines (TG) 404, 431 and 439; the data available suggest that the chemicals are not skin irritants.

In a study carried out according to OECD TG 404, cobalt acetate (CAS No. 71-48-7) was applied to the dorsal trunk of three female New Zealand White rabbits for four hours as an 0.5 g aliquot, semi-occlusively. Very slight erythema was reported from exposure to the chemical in two of the test animals, but this cleared by the 48-hours after exposure. (REACH).

In two studies carried out according to OECD TG 431, propionic acid, cobalt (2+) salt (cobalt propionate; CAS No. 1560-69-6) and cobalt acetate (CAS No. 71-48-7) were added for three or 60 minutes, at a volume of 25 mg, to a cell culture of human-derived epidermal keratinocytes, cultured to form a multilayered, highly differentiated model of the human epidermis. Each sample was performed in duplicate. After exposure, a 3-(4,5-dimethylthiazol-2-yl)-2,5-diphenyltetrazolium bromide (MTT) assay was performed. Scores obtained after the three and 60 minute treatments were 84.4 % and 57.9 % for cell viability with exposure to cobalt propionate (CAS No. 1560-69-6), and 40.3 % and 26.3 % for cell viability with exposure to cobalt acetate (CAS No. 71-48-7). As values for cobalt propionate (CAS No. 1560-69-6) did not go below the threshold for corrosivity of less than 50 % cell viability for the three minute exposure, or less than 15 % cell viability for the 60 minute exposure, cobalt propionate (CAS No. 1560-69-6) was not considered to be corrosive. However, for cobalt acetate (CAS No. 71-48-7), the value for three minute exposure did go below the 50 % cell viability threshold and hence was considered to be corrosive, even though the value for one hour did not go below the threshold for corrosivity at 15 % (REACH).

In another similar study carried out according to OECD TG 439, cobalt sulfate (CAS No. 10124-43-3) and cobalt propionate (CAS No. 1560-69-6) were exposed for 15 minutes at a volume of 10 mg to a cell culture of human-derived epidermal keratinocytes, cultured to form a multilayered, highly differentiated model of the human epidermis. Each sample was performed in triplicate. After exposure, an MTT assay was performed. Scores obtained after the 15-minute treatment were 93.7 % and 71.2 % for cell viability using cobalt sulfate (CAS No. 10124-43-3) or cobalt propionate (CAS No. 1560-69-6), respectively. As these values are above 50 % viability threshold, the substances were not considered to be irritants (REACH).

Eye Irritation

The chemicals in this group are considered to be eye irritants based on in vivo data for two chemicals. However, the severity of the effects only met the classification criteria under the Globally Harmonized System of Classification and Labelling of Chemicals (GHS) and not the Approved Criteria (HSIS).

In two studies carried out according to OECD TG 405, cobalt sulfate (CAS No. 10124-43-3) and cobalt propionate (CAS No. 1560-69-6) were applied to the eyes of three New Zealand White rabbits. Moderate to marked reddening of the conjunctivae were observed in all animals after treatment with a mean average score of 2. These effects persisted as slight to marked reddening until up to 10 days after treatment for both chemicals. Slight chemosis and ocular discharge was observed in all animals; these effects were transient and resolved during the study. No staining of the treated eyes by the chemicals was observed.

In vitro studies carried out according to OECD TG 437, cobalt sulfate (CAS No. 10124-43-3), cobalt propionate (CAS No. 1560-69-6) and cobalt acetate (CAS No. 71-48-7) were administered to bovine corneas for 240 minutes at a volume of 0.75 mL (20 % w/v). Each chemical test was performed in triplicate. After exposure, mean in vitro scores of 8.04, 0.29 and 2.7 were determined for cobalt sulfate (CAS No. 10124-43-3), cobalt propionate (CAS No. 1560-69-6) and cobalt acetate (CAS No. 71-48-7), respectively. The mean in vitro score for the negative control, with no increase in opacity or permeability of the corneas, was approximately one, whereas the mean in vitro score for the positive control was approximately 250, with clear observations of opacity and distinctive permeability of the cornea, corresponding to a corrosive effect. Under the experimental conditions

reported, cobalt sulfate (CAS No. 10124-43-3) was considered a mild eye irritant, and cobalt propionate (CAS No. 1560-69-6) and cobalt acetate (CAS No. 71-48-7) were not considered eye irritants (REACH).

Sensitisation

Respiratory Sensitisation

Cobalt acetate (CAS No. 71-48-7) and cobalt sulfate (CAS No. 10124-43-3) are classified as hazardous with the risk phrase 'May cause sensitisation by inhalation' (R42) in HSIS (Safe Work Australia).

Human data (refer to **Observations in humans**) is available for the analogue chemical cobalt chloride, which was established to be a suitable analogue (see **Category justification**).

Skin Sensitisation

Cobalt acetate (CAS No. 71-48-7) and cobalt sulfate (CAS No. 10124-43-3) are classified as hazardous with the risk phrase 'May cause sensitisation by skin contact' (R43) in HSIS (Safe Work Australia). Animal data available on cobalt sulfate (CAS No. 10124-43-3) support this classification. Furthermore, human data (refer to **Observations in humans**) available for the analogue chemical cobalt chloride, was established to be a suitable analogue (see **Category justification**), support the classification for cobalt acetate (CAS No. 71-48-7) and cobalt sulfate (CAS No. 10124-43-3), and other chemicals in this group.

The positive dermal sensitisation results from a non guideline adjuvant and patch test (APT) study with cobalt sulfate (CAS No. 10124-43-3) support this classification. In the study, five female Hartley guinea pigs were injected intradermally with 0.1 ml of Freund's complete adjuvant (FCA) and then induced with 3 % cobalt sulfate (CAS No. 10124-43-3). Induction exposure occurred four times via occlusive patches on days one, two, three and nine. Animals were then challenged with either 0.01, 0.03, 0.1, 0.3, 1 or 3 % cobalt sulfate (CAS No. 10124-43-3), 21 days after initial induction. A sensitisation rate of 40 % was seen at a concentration of 0.01 % (REACH).

Observation in humans

Respiratory

Occupational inhalation exposure to cobalt chloride (CAS No. 7646-79-9) aerosols can produce an asthmatic response in sensitised individuals based on evaluation for specific Immunoglobulin E (IgE) and Immunoglobulin A (IgA) antibodies to cobalt (ATSDR, 2004; Government of Canada, 2011).

Skin

In a study conducted in human volunteers, skin patch tests showed a positive reaction in 286/4034 patients to 1 % cobalt chloride (CAS No. 7646-79-9) in petroleum jelly 24 hours after exposure (REACH). In another two patch test study, 225/1415 patients and 24/373 patients showed a positive reaction to cobalt chloride when applied to the upper back using occlusive patches (REACH). There appears to be an increased incidence of positive testing in females compared with males in all tests (REACH). In an occupational study with 853 hard metal workers patch tested with an initial test of 1 % cobalt chloride (CAS No. 7646-79-9), 62 % showed a positive sensitisation reaction (REACH).

In another study, flaring of eczema was observed following an oral administration with 1 mg of cobalt sulfate (CAS No. 10124-43-3) to cobalt-sensitised people, with exposure of once a week over a duration of three weeks. The allergic dermatitis reported was considered a positive allergic response to cobalt (ATSDR, 2004).

Repeated Dose Toxicity

Oral

The main effect of the chemicals in this group with repeated oral exposure is polycythaemia (increased erythrocytes), which is reversible after the exposure ceases.

This is based on high quality data for cobalt chloride, which has been established to be a suitable analogue (See **Category justification**).

Some effects of cobalt administration are the promotion of polycythaemia, increased haematocrit and increased haemoglobin levels which are reversible shortly after exposure ceases. In a short-term repeated dose oral dosing study of Sprague Dawley (SD) rats administered with 0, 2.5, 10 and 40 mg/kg bw/day of cobalt chloride hexahydrate (CAS No. 7791-13-1) for six weeks, seven days a week in gelatine capsules, the NOAEL was 2.5 mg/kg bw/day and the LOAEL was 10 mg/kg bw/day based upon dose- and time-related increases in haemoglobin content and numbers of erythrocytes (ATSDR, 2004). In another longer-term study over seven months, oral doses of 0.2 and 10 mg/kg bw/day cobalt chloride hexahydrate (CAS No. 7791-13-1) administered to rats by gavage six times per week, stimulated polycythaemia and decreased leukocyte function in rats. The NOAEL in this study was 0.2 mg/kg bw/day (Government of Canada, 2011).

Increased heart weight was reported in male rats exposed to 122 mg/kg bw/day of cobalt chloride hexahydrate (CAS No. 7791-13-1) in drinking water and degenerative heart lesions were observed after administration of 124 mg/kg bw/day of cobalt sulfate heptahydrate (CAS No. 10026-24-1) in the diet after a two to three month exposure (ATSDR, 2004).

In two separate non-guideline studies by the same research group, 40 mg/kg bw/day of cobalt sulfate heptahydrate (CAS No. 10026-24-1) was administered in drinking water over 16 or 24 weeks in one study and 24 weeks in the other study. After the exposure period, animals in the first two groups (16 or 24 weeks) were euthanised and ventricular function was determined on a working-model Langendorff's circuit. In the first study, myocardial cobalt concentration was significantly increased in both exposure groups and there was a significant decrease in body weights of both groups compared with corresponding controls. Only the 24-week exposure in the first study resulted in left ventricular hypertrophy and impaired left ventricular systolic and diastolic function (Haga et al., 1996). In the second study, decreased enzyme activity in cardiac tissues (manganese-superoxide dismutase (Mn SOD), succinate-cytochrome C oxidase, NADH-cytochrome C reductase and decreased mitochondrial ATP production rate and a reduction in the capacity of the respiratory chain were observed (Clyne et al., 2001; ATSDR, 2004).

In another study designed to simulate alcohol-related cobalt cardiomyopathy, 95 mg/kg bw/day of cobalt sulfate heptahydrate (CAS No. 10026-24-1) was administered to guinea pigs by gavage either alone or in combination with ethanol for five weeks. Although there was clear cardiomyopathy, alcohol did not intensify the cardiac effects (ATSDR, 2004).

Dermal

No data are available.

Given that the toxicokinetics data shows low dermal absorption (ATSDR, 2004; Leggett, 2008; CDI, 2014), repeated dose toxicity through the dermal route is not expected.

Inhalation

Chemicals in this group cause serious damage to health by prolonged exposure through inhalation. A lowest observable adverse effect concentration (LOAEC) of 0.3 mg/m³ cobalt sulfate heptahydrate (CAS No. 10026-24-1) was identified for local effects on the larynx. The available data warrant hazard classification.

The National Toxicology Program (NTP) conducted 13-week (NTP, 1991) and two-year studies (NTP, 1998) in male and female F344/N rats and B6C3F1 mice. In the 13-week study, rats and mice (10 animals/sex/species) were exposed to aerosols containing 0, 0.3, 1.0, 3.0, 10 or 30 mg/m³ cobalt sulfate heptahydrate (CAS No. 10026-24-1) for six hours a day, five days a week for the duration of the study. Male rats exposed to any concentration of the chemical showed a significant increase in relative kidney weights. Histopathology on the kidneys did not indicate any increase in kidney lesions in rats or mice in the 13-week study, although in male rats, there was a concentration-related increase in epithelial cells and granular casts observed in the urine, suggesting slight kidney toxicity. There was also a significant increase in the relative lung weights of rats exposed to

0.3 mg/m³ and higher for males, and 1 mg/m³ and higher for females. In mice, this was observed in both sexes from 10 mg/m³ and higher. Absolute and relative testis weights and epididymal weight were significantly decreased in male mice at 30 mg/m³. Polycythaemia was observed in rats at 3 mg/m³ and higher. Histopathological lesions were observed in the respiratory tract of both rats and mice at all exposure levels from the chemical. A LOAEC of 0.3 mg/m³ was determined based on squamous metaplasia in the larynx (NTP, 1991).

In the two year NTP study, rats and mice (50 animals/sex/species) were exposed to 0, 0.3, 1.0, 3.0 mg/m³ cobalt sulfate heptahydrate (CAS No. 10026-24-1) for six hours per day, five days per week for the duration of the study. Exposure to cobalt sulfate heptahydrate at all exposure levels caused inflammation, fibrotic and proliferative lesions in the respiratory tract of male and female rats and mice, although the changes in mice was less severe (NTP, 1998).

Observation in humans

Cobalt-induced cardiac failure was attributed to 50 patients who had ingested, over a period of years, an average of 0.2 to 0.7 mg/kg bw/day of cobalt sulfate heptahydrate (CAS No. 10026-24-1) that was added to stabilise foam in beer. The first signs of beer-cobalt cardiomyopathy were gastrointestinal effects including nausea, vomiting and diarrhoea. Beer-cobalt cardiomyopathy and alcoholic cardiomyopathy have similar symptoms, however the onset of beer-cobalt cardiomyopathy was found to be very abrupt. These patients had protein-poor diets and consumed significant quantities of alcohol, which might affect the symptoms of cardiomyopathy, pulmonary rales and pulmonary oedema that were observed (ATSDR, 2004). In an occupational study of 237 workers from a cobalt refinery, no dose-effect relationships were observed between cobalt exposure and incipient signs of cardiomyopathy (Lantin et al., 2013).

Polycythaemia (increase in erythrocytes) and an increase in haemoglobin levels have been observed in all subjects in another study where six volunteers were exposed to a daily dose of 150 mg/day of cobalt chloride (CAS No. 7646-79-9) for up to 22 days. Erythrocyte counts returned to normal in all subjects 15 days post treatment (ATSDR, 2004).

As a result of the ability of cobalt to increase haemoglobin levels, it has been previously used therapeutically to treat anaemia. In a series of studies, anephric patients were treated with 0.65–4.0 mg/kg/day cobalt chloride (CAS No. 7646-79-9), daily for 3–32 weeks. The increase in erythrocytes resulted in a decreased need for blood transfusions (ATSDR, 2004). In another series of studies, sickle-cell anaemia patients receiving cobalt therapy showed enlargement and hyperplasia of the thyroid gland, which were reversible upon cessation of cobalt therapy (ATSDR, 2004). When pregnant women were treated for 90 days with 2–2.4 mg/kg/day of cobalt chloride (CAS No. 7646-79-9), it did not prevent the common occurrence of decreasing levels of haemoglobin and haematocrit levels observed during pregnancy. There were also no effects observed on the heart, in liver function or obvious birth defects (ATSDR, 2004).

Genotoxicity

Cobalt acetate (CAS No. 71-48-7) and cobalt sulfate (CAS No. 10124-43-3) are classified as hazardous—a Category 3 mutagenic substance—with the risk phrase 'Possible risk of irreversible effect' (R68) in HSIS (Safe Work Australia). However, a recent review concluded that effective protective processes exist in vivo to prevent genotoxicity in humans (OECD, 2014). The available data support a removal of this classification from the current HSIS (refer to Recommendation section).

Data from the analogue chemical cobalt chloride (CAS No. 7646-79-9) are read across according to the principles of the OECD (2007) considering the similar bioaccessibility of cobalt chloride to cobalt sulfate (CAS No. 10124-43-3) in artificial fluids (Stopford et al., 2003).

In vitro

Point mutation studies conducted in bacteria with cobalt chloride (CAS No. 7646-79-9) (Ames test in *Salmonella typhimurium* and *Escherichia coli*) and cobalt chloride hexahydrate (CAS No. 7791-13-1) (Ames test in *Salmonella typhimurium*) were predominantly negative with and without metabolic activation (IARC, 2006). However, clastogenicity studies conducted in human white blood cells, mononuclear leukocytes, lymphocytes and mammalian cell cultures (Chinese hamster ovary and mouse lymphoma) showed that cobalt chloride heptahydrate is clastogenic and induces chromosomal effects (DNA-protein cross-linkage, DNA strand breakage and sister chromatid exchange) in most studies (IARC, 2006).

For cobalt sulfate (CAS No. 10124-43-3) both positive and negative results were obtained in Ames tests in *Salmonella typhimurium* (strain TA100, TA98 and TA1535). Positive results were obtained for chromosomal aberrations and aneuploidy in plant cells, in producing reactive oxygen species (ROS) (by degradation of 2-deoxyribose), and malondialdehyde assay. Positive results were seen for chemical changes in DNA bases in the calf thymus DNA (IARC, 2006).

Cobalt acetate (CAS No. 71-48-7) inhibited the repair of UV-induced pyrimidine dimers in human HeLa cells and enhanced cell transformation by simian adenovirus SA7 in Syrian hamster embryo cells (IARC, 2006).

These genotoxic effects observed in vitro are consistent with a reactive oxygen mechanism (OECD, 2014).

In vivo

Genotoxicity studies conducted using cobalt chloride (CAS No. 7646-79-9) injected intraperitoneally into Syrian hamsters showed aneuploidy, pseudodiploidy and hyperploidy in the bone marrow and testes (IARC, 2006). Enhanced micronucleus formation in male BALB/c AnNCrj mouse bone marrow was observed 30 hours after a single intraperitoneal injection of 50 or 200 mg/kg, but not at 25 mg/kg of cobalt chloride (CAS No. 7646-79-9) (IARC, 2006). Dose-dependent chromosomal aberrations were observed in the bone marrow of male Swiss mice given a single oral dose of 0, 20, 40 or 80 mg/kg bw cobalt chloride (CAS No. 7646-79-9) (ATSDR, 2004). However in a study similar to TG 474 and 475, a single oral dose of 50, 200 or 600 mg/kg cobalt chloride hexahydrate (CAS No. 7791-13-1), did not induce a significant increase in cells with structural and numerical chromosome aberrations or micronucleated polychromatic erythrocytes using SD rats (REACH).

Cobalt acetate (CAS No. 71-48-7) caused DNA base damage (products of hydroxyl radical attack) in the liver, kidney and lung in male and female Fischer 344/NCr rats from a single intraperitoneal injection of 50 µM/kg, indicating an increased incidence of oxidative stress (IARC, 2006).

In a study similar to OECD TG 475, but with some deviations, cobalt sulfate heptahydrate (10026-24-1) had no genotoxic effect in a mammalian bone marrow chromosome aberration test, in four SD rats administered a single oral gavage dose of 80, 160 or 320 mg/kg bw (REACH).

In an occupational study in 35 workers in a cobalt refinery, there was no indication of increased DNA strand breaks or micronuclei in blood lymphocytes compared with 27 unexposed workers (Government of Canada, 2011; OECD, 2014).

Carcinogenicity

Cobalt acetate (CAS No. 71-48-7) and cobalt sulfate (CAS No. 10124-43-3) are classified as hazardous—Category 2 carcinogenic substance—with the risk phrase 'May cause cancer by inhalation' (T; R49) in HSIS (Safe Work Australia). The available data support this classification.

The International Agency for Research on Cancer (IARC) has classified cobalt sulfate and other soluble cobalt (II) salts as possibly carcinogenic to humans (Group 2B) (IARC, 2006).

In a two-year inhalation carcinogenicity study conducted by the National Toxicology Program (NTP), rats and mice (50 animals/sex/species) were exposed to 0, 0.3, 1.0 or 3.0 mg/m³ cobalt sulfate heptahydrate (CAS No. 10026-24-1) for six hours per day, five days per week for the duration of the study. Female rats exposed to 1.0 mg/m³ and higher, and males rats as well as both sexes of mice exposed to 3 mg/m³, had significantly increased incidences of alveolar/bronchiolar neoplasms compared with controls. Marginal incidences of pheochromocytoma of the adrenal medulla compared with controls were seen in males exposed to 1.0 mg/m³ and higher. The NTP (1998) concludes that there is 'some evidence of carcinogenic activity' of cobalt sulfate heptahydrate (CAS No. 10026-24-1) in male F344/N rats and there was 'clear evidence of carcinogenic activity' in female F344/N rats exposed to 3.0 mg/m³ of the chemical. The combined or single incidence of alveolar/bronchiolar adenoma or carcinoma in the male and female mice exposed to 3.0 mg/m³ exceeded the NTP historical control ranges for inhalation studies and it concludes that there is 'clear evidence of carcinogenic activity' of the chemical in male and female B6C3F₁ mice based on increased incidences of alveolar/bronchiolar neoplasms (NTP, 1998).

The carcinogenic potential of cobalt compounds is also likely to be contributed to by the indirect genotoxic mechanisms previously mentioned (inhibition of DNA repair and generation of reactive oxygen species causing cellular oxidative stress)

(ATSDR, 2004; IARC, 2006).

Reproductive and Developmental Toxicity

Cobalt acetate (CAS No. 71-48-7) and cobalt sulfate (CAS No. 10124-43-3) are classified as hazardous—Category 2 substance toxic to reproduction—with the risk phrase 'May impair fertility' (T; R60) in HSIS (Safe Work Australia). The available data support this classification.

Reproductive toxicity

In a 12-week oral fertility study, adult male Swiss mice were exposed to cobalt chloride (CAS No. 7646-79-9) in drinking water (average of 25, 47 or 93 mg/kg bw/day) and then mated with unexposed females. The number of pregnant females and implantation sites were significantly reduced in females mated with exposed males at 47 and 93 mg/kg bw/day. At all doses, the incidence of resorption was significantly higher, whereas the number of viable foetuses decreased. Decreased relative testes weight, decreased sperm concentration, and testis necrosis and degeneration were observed (Elbetieha et al., 2008).

In the 13-week NTP study, rats and mice (10 animals/sex/species) were exposed to aerosols containing 0, 0.3, 1.0, 3.0, 10 or 30 mg/m³ cobalt sulfate heptahydrate (CAS No. 10026-24-1) for six hours per day, five days per week for the duration of the study. Absolute and relative testis weights and the epididymis weight were significantly decreased, together with the number of abnormal sperm in male mice at 30 mg/m³ cobalt sulfate heptahydrate (CAS No. 10026-24-1). Data were not collected on mice exposed to lower concentrations. Sperm motility was significantly reduced in mice exposed to 3 mg/m³ and higher, but data were not collected on mice exposed at lower concentrations (NTP, 1991).

Developmental toxicity

While there are several non-guideline studies on developmental toxicity, it is difficult to draw firm conclusions about the developmental toxicity of these chemicals due to various methodological deficiencies. Testing is currently underway for this endpoint.

Other Health Effects

Neurotoxicity

In one clinical case, a 35-year-old woman who was treated for six months with 25 mg of cobalt chloride (CAS No. 7646-79-9) per day for anaemia developed clinically confirmed bilateral nerve deafness, absent ankle reflexes and impaired vibration sense, all of which resolved after treatment ceased (UK National Poisons Information Services, 1998).

Endocrine Disruption

Histological examination of 11/14 thyroids that were available for examination from patients who died from beer-cobalt myocardiosis showed irregular follicle morphology and decreased follicular size (ATSDR, 2004).

In many case studies where cobalt chloride (CAS No. 7646-79-9) has been used to treat sickle cell anaemia, treatment with cobalt resulted in an enlargement of the thyroid, which was reversible when cobalt therapy ceased (ATSDR, 2004). In one study where a four-year-old boy treated for seven months with 60–80 mg cobalt chloride (CAS No. 7646-79-9) daily for sickle cell anaemia, the thyroid was bilaterally and asymmetrically enlarged, firm and nodular. The goitre disappeared one month after cobalt therapy ceased (UK National Poisons Information Services, 1998). However, in an occupational study of 249 Belgian males in a cobalt refinery, no effects were observed on the thyroid or red blood cells when occupational exposure to cobalt was kept below the recommended biological limit of occupational exposure (15 µgCo/g_{creatinine} in urine) (Lantin et al. 2011).

For cobalt thiocyanate (CAS No. 3017-60-5), the thiocyanate ion affects thyroid function as it is a reversible inhibitor of iodine transport (Erdogan, 2003). Exposure to this chemical during a critical gestational window could result in lasting foetal effects.

However, in light of the known reproductive toxicity of the Co^{2+} ion, such exposure is considered unlikely.

Risk Characterisation

Critical Health Effects

The critical health effects for risk characterisation include a systemic long-term effect (reproductive toxicity), local long-term effect (carcinogenicity), systemic acute effect (acute toxicity from oral exposure) and local effects (skin sensitisation and respiratory sensitisation). The chemicals may also cause toxic effects following repeated exposure through inhalation and eye irritation.

Public Risk Characterisation

No cosmetic or domestic uses of the chemicals in this group have been identified in Australia. Therefore, it is unlikely that the public will be exposed to chemicals of this group. Although the public may come into contact with articles/coated surfaces containing the chemicals, it is expected that these chemicals will be bound within the article/coated surface and hence will not be bioavailable. Therefore the risk to the public is not considered to be unreasonable.

Occupational Risk Characterisation

During use of chemicals in this group, dermal, ocular and inhalation exposure of workers to the chemicals may occur, particularly where manual or open processes are used. These may include transfer and blending activities, quality control analysis, and cleaning and maintaining equipment. Worker exposure to the chemicals at lower concentrations may also occur while using formulated products containing these chemicals. The level and route of exposure will vary depending on the method of application and work practices employed.

Given the critical systemic long-term, local long-term, acute and local health effects, the chemicals in this group may pose an unreasonable risk to workers unless adequate control measures to minimise dermal, ocular and inhalation exposure to the chemicals are implemented. These chemicals should be appropriately classified and labelled to ensure that a person conducting a business or undertaking (PCBU) at a workplace (such as an employer) has adequate information to determine appropriate controls.

The data available support an amendment to the hazard classification in HSIS (refer to **Recommendation** section).

Considering the concentration of 0.3 mg/m^3 cobalt sulfate heptahydrate (CAS No. 10026-24-1) identified in the inhalation repeated dose toxicity studies at which adverse effects are observed, there is a concern that the absence of exposure controls in the HSIS may not adequately protect workers' health.

NICNAS Recommendation

A Tier III assessment may also be necessary to provide further information to determine the adequacy of protection to workers under the current exposure control framework.

All other risks are considered to have been sufficiently assessed at the Tier II level, subject to implementing any risk management recommendations, and provided that all requirements are met under workplace health and safety and poisons legislation as adopted by the relevant state or territory.

Regulatory Control

Work Health and Safety

The chemicals are recommended for classification and labelling under the current approved criteria and adopted GHS as below. This assessment does not consider classification of physical hazards and environmental hazards.

The classification proposed below is based on read across principles (refer to section on Grouping Rationale). It should be used as a default for all members of the group. If empirical data become available for any member of the group indicating that a lower (or higher) classification is appropriate for the specific chemical, these may be used to amend the default classification for that chemical.

Hazard	Approved Criteria (HSIS) ^a	GHS Classification (HCIS) ^b
Acute Toxicity	Harmful if swallowed (Xn; R22)	Harmful if swallowed - Cat. 4 (H302)
Irritation / Corrosivity		Causes serious eye irritation - Cat. 2A (H319)
Sensitisation	May cause sensitisation by inhalation (Xn, R42) May cause sensitisation by skin contact (Xi; R43)	May cause allergy or asthma symptoms or breathing difficulties if inhaled - Cat. 1 (H334) May cause an allergic skin reaction - Cat. 1 (H317)
Repeat Dose Toxicity	Toxic: danger of serious damage to health by prolonged exposure through inhalation (T; R48/23)	Causes damage to organs through prolonged or repeated exposure through inhalation - Cat. 1 (H372)
Carcinogenicity	Carc. Cat 2 - May cause cancer by inhalation (T; R49)	May cause cancer - Cat. 1B (H350i)
Reproductive and Developmental Toxicity	Repro. Cat 2 - May impair fertility (T; R60)	May damage fertility - Cat. 1B (H360F)

^a Approved Criteria for Classifying Hazardous Substances [NOHSC:1008(2004)].

^b Globally Harmonized System of Classification and Labelling of Chemicals (GHS) United Nations, 2009. Third Edition.

* Existing Hazard Classification. No change recommended to this classification

Advice for industry

Control measures

Control measures to minimise the risk from oral, dermal, ocular and inhalation exposure to the chemicals should be implemented in accordance with the hierarchy of controls. Approaches to minimise risk include substitution, isolation and engineering controls. Measures required to eliminate or minimise risk arising from storing, handling and using a hazardous chemical depend on the physical form and the manner in which the chemical is used. Examples of control measures which may minimise the risk include, but are not limited to:

- using closed systems or isolating operations;
- using local exhaust ventilation to prevent the chemical from entering the breathing zone of any worker;

- health monitoring for any worker who is at risk of exposure to the chemical if valid techniques are available to monitor the effect on the worker's health;
- minimising manual processes and work tasks through automating processes;
- work procedures that minimise splashes and spills;
- regularly cleaning equipment and work areas; and
- using protective equipment that is designed, constructed, and operated to ensure that the worker does not come into contact with the chemical.

Guidance on managing risks from hazardous chemicals are provided in the *Managing risks of hazardous chemicals in the workplace—Code of practice* available on the Safe Work Australia website.

Personal protective equipment should not solely be relied upon to control risk and should only be used when all other reasonably practicable control measures do not eliminate or sufficiently minimise risk. Guidance in selecting personal protective equipment can be obtained from Australian, Australian/New Zealand or other approved standards.

Obligations under workplace health and safety legislation

Information in this report should be taken into account to assist with meeting obligations under workplace health and safety legislation as adopted by the relevant state or territory. This includes, but is not limited to:

- ensuring that hazardous chemicals are correctly classified and labelled;
- ensuring that (material) safety data sheets ((m)SDS) containing accurate information about the hazards (relating to both health hazards and physicochemical (physical) hazards) of the chemical are prepared; and
- managing risks arising from storing, handling and using a hazardous chemical.

Your work health and safety regulator should be contacted for information on the work health and safety laws in your jurisdiction.

Information on how to prepare an (m)SDS and how to label containers of hazardous chemicals are provided in relevant codes of practice such as the *Preparation of safety data sheets for hazardous chemicals—Code of practice* and *Labelling of workplace hazardous chemicals—Code of practice*, respectively. These codes of practice are available from the Safe Work Australia website.

A review of the physical hazards of the chemicals has not been undertaken as part of this assessment.

References

Agency for Toxic Substances and Disease Registry (ATSDR) 2004. Toxicological Profile for Cobalt. Accessed March 2014 at <http://www.atsdr.cdc.gov/toxprofiles/tp33.pdf>

Approved Criteria for Classifying Hazardous Substances [NOHSC: 1008(2004)] Third edition. Accessed at http://www.nohsc.gov.au/pdf/Standards/approved_criteriaNOHSC1008_2004.pdf

Clyne N, Hofman-Bang C, Haga Y, Hatori N, Marklund SL, Pehrsson SK and Wibom R. 2001. Chronic cobalt exposure affects antioxidants and ATP production in rat myocardium. *Scandinavian Journal of Clinical and Laboratory Investigation* 61 (8) pp 609-614.

Cobalt Development Institute 2014. The In Vitro Percutaneous Absorption of Cobalt Through Human Skin. Testing facility: Charles River, Tranent Edinburgh. Testing Facility Study No. 785464, Report No. 30161. An unpublished report to the Cobalt Development Institute, Guildford, Surrey, United Kingdom. CDI/37.

Elbetieha A, Al-Thani AS, Al-Thani RK, Darmani H& Owais W 2008. Effects of Chronic Exposure to Cobalt Chloride on the Fertility of Testes in Mice. *Journal of Applied Biological Sciences* 2(1) pp. 1-6.

Erdogan, MF (2003). Thiocyanate overload and thyroid disease. *Biofactors* 19(3-4) pp. 107-111.

Galleria Chemica. Accessed March 2014. <http://jr.chemwatch.net/galleria/>

Globally Harmonised System of Classification and Labelling of Chemicals (GHS) United Nations, 2009. Third edition. Accessed at http://www.unece.org/trans/danger/publi/ghs/ghs_rev03/03files_e.html

Government of Canada 2011. Cobalt (7440-48-4), Cobalt chloride (7646-79-9), Sulfuric acid, cobalt (2+) salt (1:1) (10124-43-3) & Sulfuric acid, cobalt salt (10393-49-4). Batch 10 Challenge Substances. Accessed March 2014 at http://www.ec.gc.ca/ese-ees/8E18277B-457E-4073-8F27-EF5878648820/batch10_4substances%281%29_en.pdf

Haga Y, Clyne N, Hatori N, Hoffman-Bang C, Pehrsson SK and Ryden L 1996. Impaired myocardial function following chronic cobalt exposure in an isolated rat heart model. *Trace Elements and Electrolytes* 13 (2) pp 69-74.

International Agency for Research on Cancer (IARC) 2006. IARC monographs on the evaluation of carcinogenic risks to humans. Volume 86. Cobalt in Hard Metals and cobalt sulfate, gallium arsenide, indium phosphide and vanadium pentoxide. Accessed in March 2014 at <http://monographs.iarc.fr/ENG/Monographs/vol86/mono86.pdf>

International Programme on Chemical Safety (IPCS) 2006. Concise International Chemical Assessment Document 69. Cobalt and inorganic cobalt compounds. Accessed March 2014 at <http://www.who.int/ipcs/publications/cicad/cicad69%20.pdf>

Kyono H, Kusaka Y, Homma K, Kubota H & Endo-Ichikawa Y 1992. Reversible lung lesions in rats due to short-term exposure to ultrafine cobalt particles. *Industrial Health* 30 pp. 103-118.

Lantin AC, Mallants A, Vermeulen J, Speybroeck N, Hoet P & Lison D 2011. Absence of adverse effect on thyroid function and red blood cells in a population of workers exposed to cobalt compounds. *Toxicology Letters* 201 pp. 42-46

Lantin AC, Vermeulen J, Mallants A, Vanoverschelde JL, Speybroeck N, Swennen B, Hoet P & Lison D 2013. Occupational exposure to cobalt is not associated with incipient signs of dilated cardiomyopathy in a Belgian refinery. *Occupational Environmental Medicine* 70 pp. 386-392.

Leggett RW 2008. The biokinetics of inorganic cobalt in the human body. *Science of the Total Environment* 389 pp. 259-269.

National Toxicology Program (NTP) 1991. Toxicity studies of cobalt sulfate heptahydrate in F344/N rats and B6C3F1 mice. NTP TOX 5. NIH Publication No. 91-3124. Accessed March 2014 at http://ntp.niehs.nih.gov/ntp/htdocs/ST_rpts/tox005.pdf

National Toxicology Program (NTP) 1998. Toxicology and carcinogenesis studies of cobalt sulfate heptahydrate (CAS No. 10026-24-1) in F344/N rats and B6C3F1 mice. NTP Technical report No. 471. Accessed March 2014 at http://ntp.niehs.nih.gov/ntp/htdocs/lt_rpts/tr471.pdf

OECD (2007). Guidance on Grouping of Chemicals, OECD Environment Health and Safety Publications, Series on Testing and Assessment No. 80, 2007. Accessed March 2014 at [http://search.oecd.org/officialdocuments/displaydocumentpdf/?doclanguage=en&cote=env/jm/mono\(2007\)28](http://search.oecd.org/officialdocuments/displaydocumentpdf/?doclanguage=en&cote=env/jm/mono(2007)28)

OECD 2014. SIDS Initial Assessment Profile (SIAP) on soluble cobalt salts. Unpublished.

REACH Dossier. Cobalt (2+) propionate (CAS No. 1560-69-6). Accessed March 2014 at [http://apps.echa.europa.eu/registered/data/dossiers/DISS-9c7c2e9e-38ae-3da9-e044-00144f67d249/DISS-9c7c2e9e-38ae-3da9-e044-00144f67d249.html](http://apps.echa.europa.eu/registered/data/dossiers/DISS-9c7c2e9e-38ae-3da9-e044-00144f67d249/DISS-9c7c2e9e-38ae-3da9-e044-00144f67d249_DISS-9c7c2e9e-38ae-3da9-e044-00144f67d249.html)

REACH Dossier. Cobalt Di(acetate) (CAS No. 71-48-7). Accessed March 2014 at http://apps.echa.europa.eu/registered/data/dossiers/DISS-9c80a126-81c3-3a7e-e044-00144f67d249/DISS-9c80a126-81c3-3a7e-e044-00144f67d249_DISS-9c80a126-81c3-3a7e-e044-00144f67d249.html

REACH Dossier. Cobalt sulphate (CAS No. 10124-43-3). Accessed at [http://apps.echa.europa.eu/registered/data/dossiers/DISS-9c84b590-a1e1-7043-e044-00144f67d249/DISS-9c84b590-a1e1-7043-e044-00144f67d249.html](http://apps.echa.europa.eu/registered/data/dossiers/DISS-9c84b590-a1e1-7043-e044-00144f67d249/DISS-9c84b590-a1e1-7043-e044-00144f67d249_DISS-9c84b590-a1e1-7043-e044-00144f67d249.html)

REACH Dossier. Tricobalt dicitrate (CAS No. 866-81-9). Accessed March 2014 at http://apps.echa.europa.eu/registered/data/dossiers/DISS-9e9be794-da83-65d7-e044-00144f67d031/DISS-9e9be794-da83-65d7-e044-00144f67d031_DISS-9e9be794-da83-65d7-e044-00144f67d031.html

Safe Work Australia (SWA). Hazardous Substances Information System (HSIS). Accessed March 2014 at <http://hsis.safeworkaustralia.gov.au/HazardousSubstance>

Speijers GJA, Krajnc EI, Berkvens JM and Van Logten MJ1982. Acute oral toxicity of inorganic cobalt compounds in rats. Food and Chemical Toxicology 20 pp. 311-314.

Stopford W, Turner J, Cappellini D& Brock T 2003. Bioaccessibility testing of cobalt compounds. Journal of Environmental Monitoring 5 (pp. 675-680).

The Cobalt REACH Consortium Ltd. 2014a. Chemical Safety Report for Cobalt Di(acetate), CAS RN 71-48-7, EC Number 200-755-8. March 2014. 111 p. Unpublished report submitted to National Industrial Chemicals Notification and Assessment Scheme under the Inventory Multi-tiered Assessment and Prioritisation framework.

The Cobalt REACH Consortium Ltd. 2014b. Chemical Safety Report for Cobalt Propionate, CAS RN 1560-69-6, EC Number 216-333-1. March 2014. 69 p. Unpublished report submitted to National Industrial Chemicals Notification and Assessment Scheme under the Inventory Multi-tiered Assessment and Prioritisation framework.

The Cobalt REACH Consortium Ltd. 2014c. Chemical Safety Report for Cobalt Sulphate, CAS RN 10124-43-3, EC Number 233-334-2. March 2014. 100 p. Unpublished report submitted to National Industrial Chemicals Notification and Assessment Scheme under the Inventory Multi-tiered Assessment and Prioritisation framework.

U.S. High Production Volume (HPV) Chemical Challenge Program 2005. Summary of existing data, proposed test plan and rationale for cobalt naphthenate (CAS RN 61789-51-3). Accessed March 2014 at <http://www.epa.gov/hpv/pubs/summaries/metalcarb/c14172rt11.pdf>

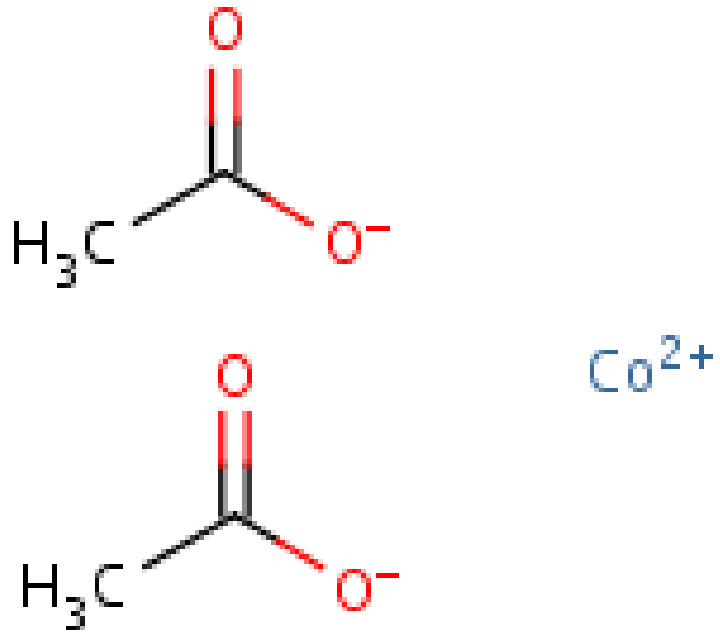
UK Poisons Information Documents 1998. Cobalt chloride (7646-79-9). Accessed March 2014 at <http://www.inchem.org/documents/ukpids/ukpids/ukpid50.htm>

UK Poisons Information Documents 1998. Cobalt sulphate (10124-43-3). Accessed March 2014 at <http://www.inchem.org/documents/ukpids/ukpids/ukpid51.htm>

Last Update 27 November 2014

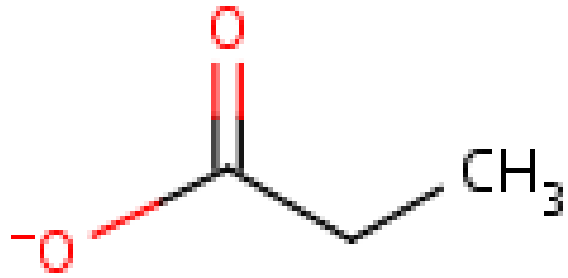
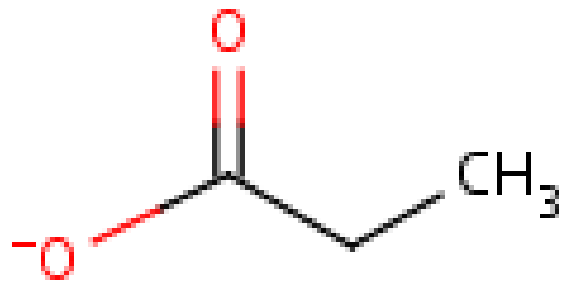
Chemical Identities

Chemical Name in the Inventory and Synonyms	Acetic acid, cobalt(2+) salt Cobalt (II) acetate Cobaltous acetate Bis(acetato)cobalt Cobaltous diacetate
CAS Number	71-48-7
Structural Formula	



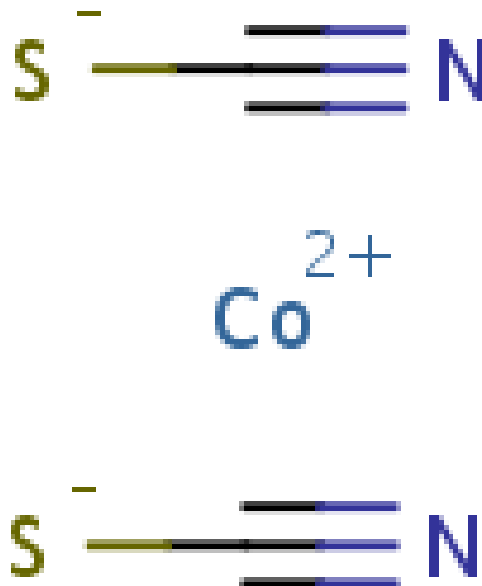
Molecular Formula	C ₂ H ₄ O ₂ .1/2Co
Molecular Weight	177.02

Chemical Name in the Inventory and Synonyms	Propanoic acid, cobalt(2+) salt Cobalt propionate Cobalt(2+) propionate
CAS Number	1560-69-6
Structural Formula	



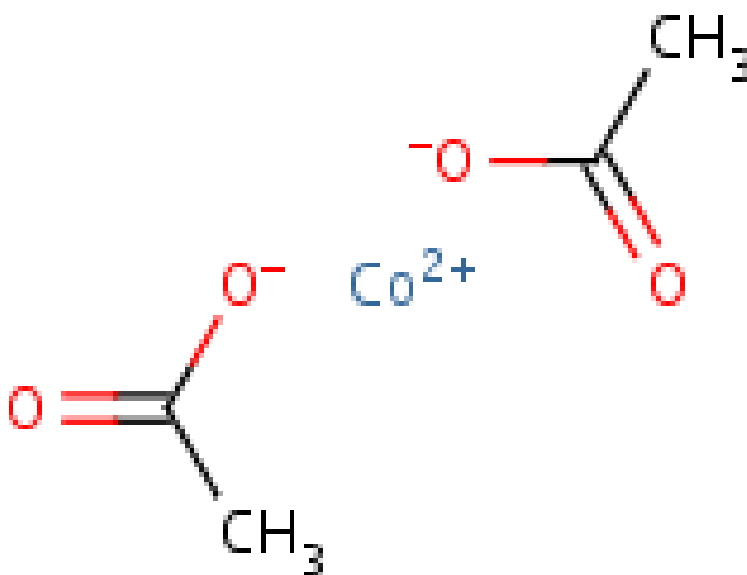
Molecular Formula	C ₃ H ₆ O ₂ .1/2Co
Molecular Weight	205.07

Chemical Name in the Inventory and Synonyms	Thiocyanic acid, cobalt(2+) salt Cobalt thiocyanate Cobaltous thiocyanate Cobalt dithiocyanate
CAS Number	3017-60-5
Structural Formula	



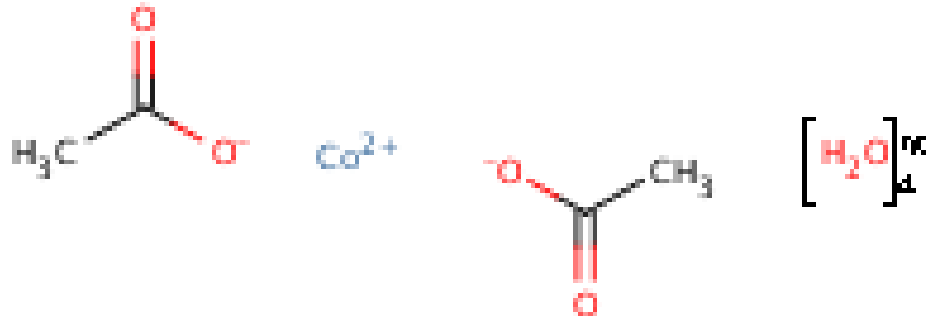
Molecular Formula	CHNS.1/2Co
Molecular Weight	175.101

Chemical Name in the Inventory and Synonyms	Acetic acid, cobalt salt Acetic acid, cobalt salt (1:?) Cobalt acetate
CAS Number	5931-89-5
Structural Formula	



Molecular Formula	C ₂ H ₄ O ₂ .xCo
Molecular Weight	177.02

Chemical Name in the Inventory and Synonyms	Acetic acid, cobalt(2+) salt, tetrahydrate Cobalt(II) acetate, tetrahydrate Bis(acetato)tetraquacobalt Cobalt diacetate tetrahydrate Cobaltous acetate tetrahydrate
CAS Number	6147-53-1
Structural Formula	



Molecular Formula	C ₂ H ₄ O ₂ .1/2Co.2H ₂ O
Molecular Weight	249.08

Chemical Name in the Inventory and Synonyms	Cobalt bromide (CoBr₂) Cobalt dibromide Cobalt(II) bromide Cobaltous bromide
CAS Number	7789-43-7
Structural Formula	



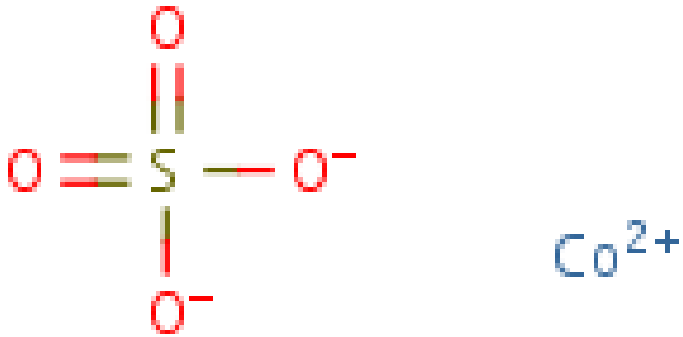
Molecular Formula	Br ₂ Co
Molecular Weight	218.741

Chemical Name in the Inventory and Synonyms	Sulfuric acid, cobalt(2+) salt (1:1), heptahydrate Cobalt sulfate (CoSO ₄), heptahydrate Cobalt(II) sulfate (1:1), heptahydrate
CAS Number	10026-24-1
Structural Formula	



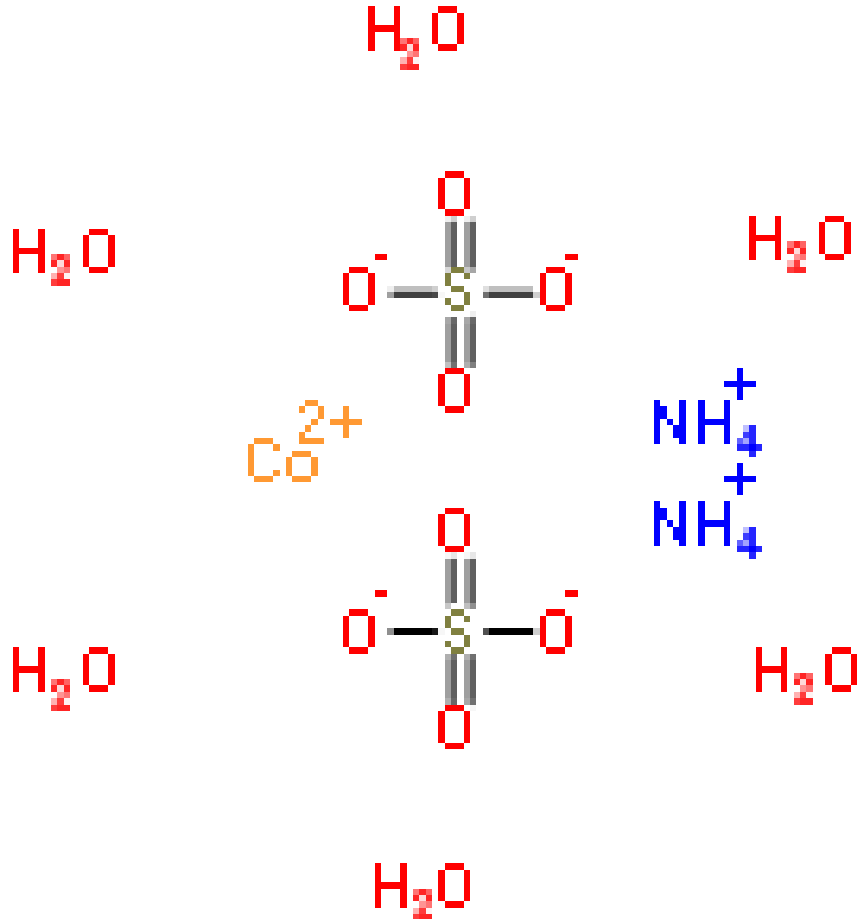
Molecular Formula	Co.H2O4S.7H2O
Molecular Weight	281.10

Chemical Name in the Inventory and Synonyms	Sulfuric acid, cobalt(2+) salt (1:1) Cobalt sulfate Cobaltous sulfate Cobalt Brown Cobaltous sulfate salt (1:1)
CAS Number	10124-43-3
Structural Formula	

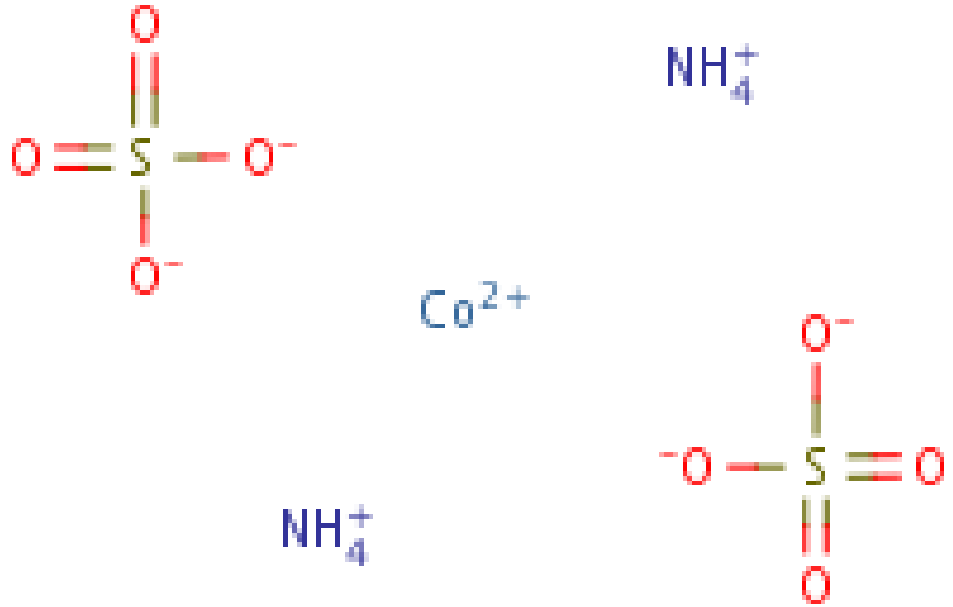


Molecular Formula	Co.H2O4S
Molecular Weight	154.995

Chemical Name in the Inventory and Synonyms	Sulfuric acid, ammonium cobalt(2+) salt (2:2:1), hexahydrate Cobalt ammonium sulfate (Co(NH ₄) ₂ (SO ₄) ₂), hexahydrate
CAS Number	13586-38-4
Structural Formula	

	
Molecular Formula	Co.2H3N.2H2O4S.6H2O
Molecular Weight	395.227

Chemical Name in the Inventory and Synonyms	Sulfuric acid, ammonium cobalt(2+) salt (2:2:1) Cobaltous ammonium sulfate Ammonium cobaltous sulfate Diammonium cobalt bis(sulphate)
CAS Number	13596-46-8
Structural Formula	



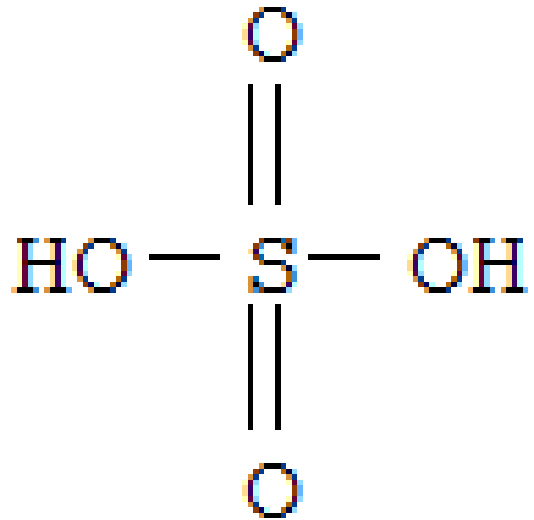
Molecular Formula	Co.2H3N.2H2O4S
Molecular Weight	287.13

Chemical Name in the Inventory and Synonyms	Sulfamic acid, cobalt(2+) salt (2:1) Cobaltous sulfamate Cobalt(2+) disulphamate
CAS Number	14017-41-5
Structural Formula	



Molecular Formula	Co.2H3NO3S
Molecular Weight	251.11

Chemical Name in the Inventory and Synonyms	Sulfuric acid, cobalt salt, hydrate Cobalt sulfate hydrate
CAS Number	65492-00-4
Structural Formula	



Molecular Formula	Co.xH ₂ O ₄ S.xH ₂ O
Molecular Weight	N/A

Share this page